



Mini-control switch

Technical data

Mini-control switch Type 418 8190

	Complete certificate ¹⁾	Component certificate
Marking accd. to 2014/34/EU	II 2 G Ex de IIC T6	II 2 G Ex de IIC/IIB Gb I M2 Ex de I Mb
EC-Type Examination Certificate	PTB 99 ATEX 1034	IBExU 14 ATEX 1030 U
IECEX Certificate of Conformity		IECEX IBE 14.0005 U
Marking accd. to IECEx		Ex de IIC/IIB Gb Ex de I Mb
Operating temperature range	-55 °C up to + 80 °C	-45 °C up to +80 °C (IIC) -60 °C up to +80 °C (IIB)
Permissible ambient temperature	-55 °C up to + 50 °C	
Application temperature ²⁾		-45 °C up to +55 °C (IIC) -60 °C up to +55 °C (IIB)
Rated voltage	400 V AC	500 V AC
Rated current	16 A	16 A
Rated current with gold contact points	0.4 A	0.4 A
Rated making-/rated breaking capacity accd. EN 60947-5-1	AC-15: U _b 250 V / I _b 6 A U _b 400 V / I _b 4 A DC-13: U _b 24 V / I _b 6 A U _b 220 V / I _b 1 A	AC-15: U _b 250 V / I _b 6 A U _b 500 V / I _b 4 A DC-13: U _b 24 V / I _b 6 A U _b 220 V / I _b 1 A
Connecting terminals	2 x 2.5 mm ²	2 x 2.5 mm ²
Degree of protection accd. to EN 60529	IP661)	IP00
Dimensions (L x W x H)	approx. 150 x 38 x 67 mm	approx. 101 x 38 x 57 mm
Weight	0.25 kg	0.20kg
Cable gland	M25x1.5 Ø 6- 15 mm	--
Type of mounting	Ø 30.3 mm fixing hole	Ø 30.3 mm fixing hole
Enclosure colour	grey	grey
Gasket material	Neoprene (standard), Fluoric Silicone or Viton on request	

¹⁾ with protective cover IP66

²⁾ The limits of the operating temperature range and the max. permissible temperature rise of the components have to be taken into account. See also pages 2.4.34/35.

Ex-mini-control switch for panel mounting



Mini-control switch

4 Ordering code for components Code A - B - C - D - E

Code **A** **B** **C** **D** **E**
 Order No. **GHG 418 819** _ **R** _ _ _

Code	Component	Code
A	Mini-control switch	GHG 418 819
Code	Contact material	Code
B	silver	0
	gold	1
Code	Switching system	Code
C	spring – engaging – spring	4
	engaging – engaging – engaging	5
	engaging – engaging	6
	spring – engaging – engaging	7
	engaging – engaging – spring	8
Code	Contacts	Code
D		0
		1
		2
		3
		5
		7

¹⁾ only emergency stop mushroom head pushbutton

²⁾ only mushroom-head pushbutton normal version

Code	Inscription (label)	Code	Inscription (label)	Code
E	0	I	01	HAND
	I	II	02	AUF
	STOP	START	03	HAND
	HAND	AUTO	04	0
	SENKEN	HEBEN	05	AUS
	REMOTE	LOCAL	06	AUS
	I 0	II	07	ÖRTLICH
	AUS BETRIEB	EIN	08	START
	AUS 0	EIN	09	OFF
	AUF 0	AB	10	HAND
	STOP 0	START	14	0
				IN
				AUTO
				15
				ZU
				AUTO
				17
				18
				19
				20
				21
				22
				23
				24
				25



Mini-control switch

Example for order No.

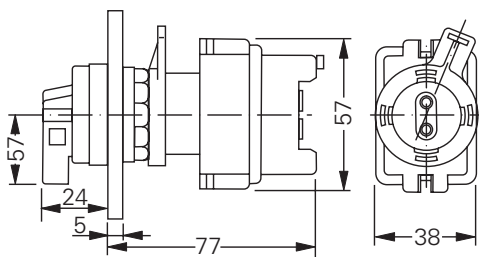
Switching mechanism	Code	Circuit	Code	Label	Order No.			
					A	B	C	D
Key-operated switch, without protective cover								
	6		0	I II	GHG 418 819	0 R 6	0	02
	6		2	0 I	GHG 418 819	0 R 6	2	01
	6		1	I II	GHG 418 819	0 R 6	1	02
	5		3	I 0 II	GHG 418 819	0 R 5	3	07
	5		5	I 0 II	GHG 418 819	0 R 5	5	07
	8		7	0 I	GHG 418 819	0 R 8	7	01

Accessories

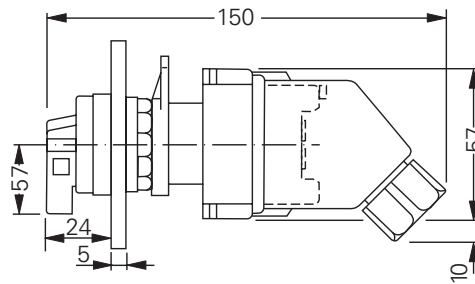
Type	OU	Order No.
Protective cover to meet IP66	5	GHG 410 1939 R0002

Please pay attention that only order units (OU) according to the ordering details can be delivered.

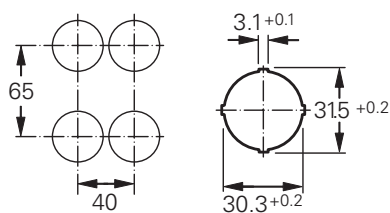
Dimension drawing



Mini-control switch without protective cover



Mini-control switch with protective cover



Minimum distances