

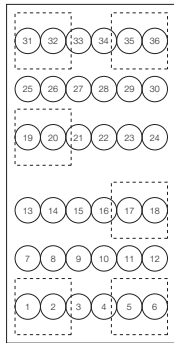
Type 447 33

Type 449 33

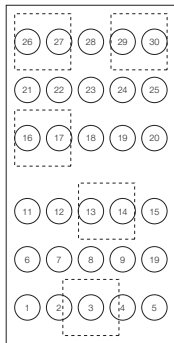
Type 448 33

Type 444 33

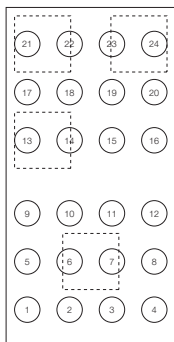
Mounting area | Dimension drawing



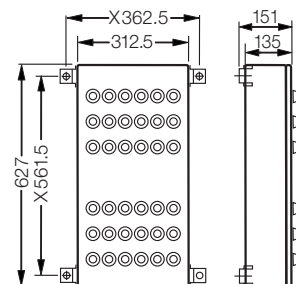
Distance between centres 40 mm




Distance between centres 50 mm



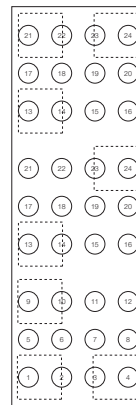
Distance between centres 60 mm



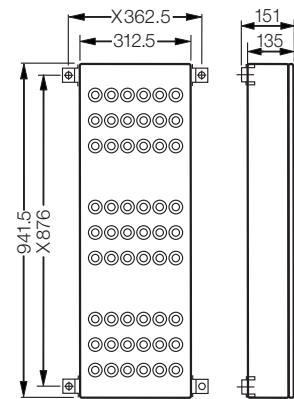
Type 449 33



Distance between centres 40 mm 50 mm



Distance between centres 60 mm



Type 447 33

X = fixing dimension

Dimensions in mm